



ALL YOU NEED TO KNOW ABOUT
UNIFORM

UNIFORM REQUIREMENTS



This icon means these items are only available to purchase on our college website.
All other items can be purchased in department stores and supermarkets.

OPTION ONE



BLACK BLAZER (*with badge*)

BLACK SKIRT (*Knee length*)

BLACK PLAIN TROUSERS (*Classic style*)

WHITE SHIRT (*Revere Collar long or short sleeve*)

BLACK SENSIBLE SHOES (*Plain Classic Style*)



OPTION TWO

BLACK BLAZER (*with badge*)

BLACK PLAIN TROUSERS

BLACK FORMAL SHORTS

WHITE SHIRT

TIE (*School colours, worn with the three tiles showing*)

BLACK SENSIBLE SHOES (*Plain*)





PE KIT

TRACKSUIT

BLUE POLO (*with badge*) 

BLACK PE SHORTS (*with badge*) 

BLACK PE SKORTS (*with badge*) 

BLUE PE SOCKS (*with black hoops*) 

TRAINING SHOES (*with non-marking soles*)

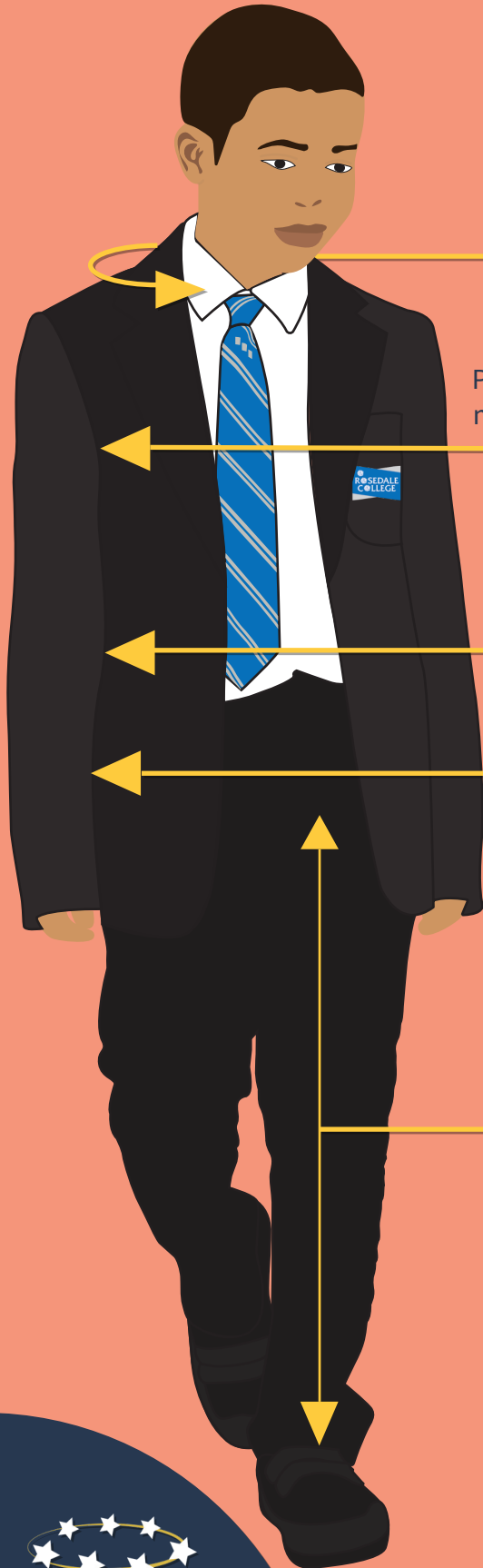
TRACKSUIT TOP (*with Trust badge*) 

TRACKSUIT BOTTOMS (*with Trust badge*) 

All students will also require a school bag in order to carry their personal possessions and it would be useful to equip them with a pencil case with stationary.
Please ensure you put your child's name in all items of clothing.

It is important that your child wears their **FULL** College Uniform when attending college.
Please see page 7 for more information regarding the reasoning for our uniform requirements.

SIZE GUIDE



COLLAR

Measure around the base of the neck, where the collar sits.

CHEST

Place the tape close under the arms. measure the chest at it's fullest part.

WAIST

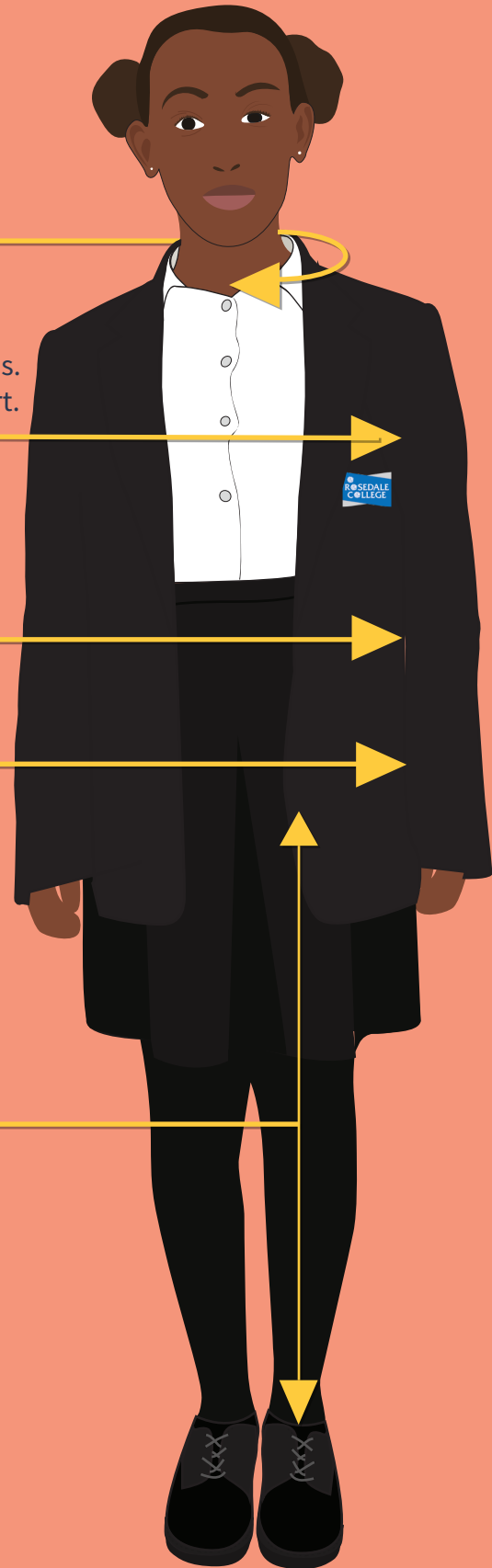
Measure around the natural waistline.

HIPS

Measure around the bottom at the fullest part.

INSIDE LEG

Measure from the crotch to the hem of the trousers.



MEASUREMENTS

Using the Size Guide, measure your child and write down the correct sizes for your uniform order below. You will also have access to trying on different sizes in order to ensure the correct size is ordered online.

A useful tip is to go size up if you can, so that your child has some room to grow over the next year or so.


| UNIFORM REQUIREMENTS | SIZE REQUIRED |
|----------------------------------|---------------|
| BLACK BLAZER <i>(with badge)</i> | |
| TIE <i>(Option Two)</i> | |
| BLUE POLO PE TOP | |
| BLACK PE SHORTS | |
| PE SKORTS <i>(Option One)</i> | |
| TRACKSUIT TOP | |
| TRACKSUIT BOTTOMS | |
| BLUE PE SOCKS | |



Help us to reduce
our carbon footprint by
donating your pre-loved
school uniform!



Visit our website
for more information



RECYCLE & RE-USE

In order to tackle the rapidly growing global environmental challenges for a sustainable future, we aim to normalise the reusing of pre-loved college uniform to reduce our carbon footprint whilst helping our families in need of support. This is a great opportunity for our college to embed environmental awareness within our school community, strengthen our green credentials and extend the lifespan of our uniforms whilst supporting a recycling culture.

How can I donate/collect pre-loved college uniform?

- ★ Uniform in wearable condition can be donated to and collected from the College at any time.
- ★ The donation/collection point is located at the College Reception. Pre-loved uniforms will be available for free throughout the college year for our parents, guardians and carers in need of support. Parents, guardians and carers are encouraged to contact the College for access to these uniforms.
- ★ If your child's college uniform is irreparable, it can be upcycled into new and transformed items. You can recycle irreparable uniforms through a number of routes via charity shops, recycling banks or your local HWRC (Household Waste and Recycling Centre). This will give irreparable uniforms a new lease of life which will have a positive impact on the environment.


UNIFORM STANDARDS

Why is wearing the correct uniform so important?


Studies have shown that school uniforms can lead to improved academic performance. When students are dressed in the same clothing, it reduces the pressure to conform to fashion trends and can help them focus on their studies. It can also play an important role in a sense of pride, self-confidence, and a feeling of belonging within the student body to create a more positive school environment. All these factors positively contribute to student's overall wellbeing.

At Rosedale College, we instil these uniform presentation standards below for all the reasons above.

Students who do not meet the College's expectations on appearance will either work in isolation or be sent home.



Blazor With Logo



Shirt Tucked In



Skirt Knee Length



Black Plain Shoes



**Black Tights
and Socks**




Top Button Done Up



Correct College Tie



Tie - Long Length



No Jewellery



No Hats or Caps



No Extreme Hairstyles



**No Excessive
Make-Up**

All head-wear for religious purposes must be of plain black material.
Clothing should be clearly marked with the student's name and form

NOTES

[illegible]


[illegible]

ORDERING UNIFORM

How do I order uniform for my child?

Branded school uniform must be purchased through our secure online payment system **iPayimpact**.

SCAN ME



In order to access this system **registration is required**. Visit iPayimpact by either scanning the QR code or through our website and click to register to create a **username** and **password**.



www.ipayimpact.co.uk/IPI/Account/LogOn



Reset Password

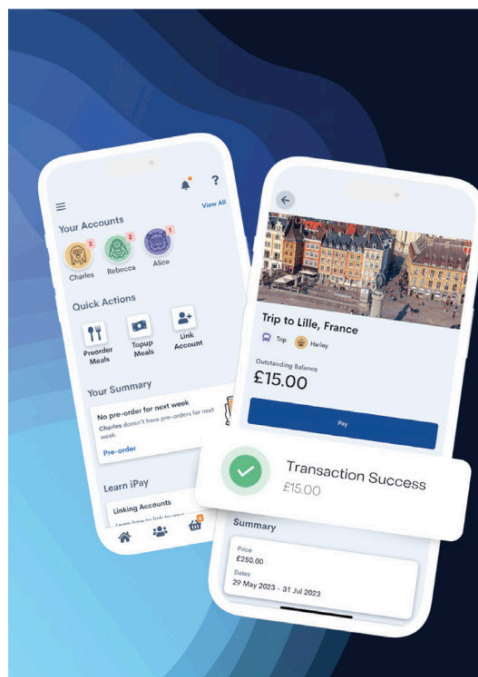
To reset your password enter your Username and email address below for confirmation. An email will be sent to your address with instructions on how to reset your password.

Username*

Email Address*

Reset Password

Return to Log In



It's here! The iPay App.
Making school payments easier for parents.

Download the app



Ideally, it is best to **order the uniform by the end of the first week of July** so that you receive all of the correct uniform in time for September.